



Alatò, JP11, Satin Chrome
Designed by Studio Jean-Phillipe Nuel
Material: Brass.



PC
Polished Chrome



SC
Satin Chrome



GR
Graphite



MG
Matte Graphite



MB
Matte Black

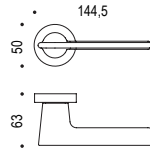
Tubular and European Mortise
Surface Mounted Applications

For Tubular Specification
Refer to R series - European Tubular
Mounting section.

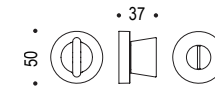
For European Mortise Specification
Refer to R series - European Mortise
Mounting section - M300 Series.

For Magnetic European Mortise Specification
Refer to R series - Magnetic European
Mortise Mounting section - M400 Series.

JP11R



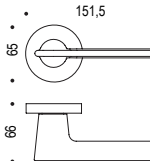
Privacy Kit Supplied:
JP19BZG



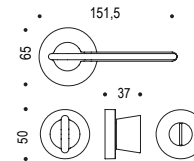
North American
2 1/8" Hole Prep Applications

For Tubular Specification
Refer to NA series - Tubular Mounting
section.

PASSAGE
JP11NAPA



PRIVACY
JP11NAPR

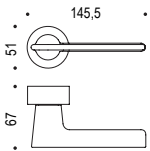


Heavy Duty
Tubular or Mortise thru-bolted applications.

For Tubular Specification
Refer to HD series - Tubular Mounting
section.

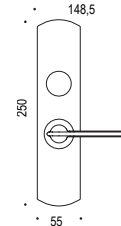
For Mortise Specification
Refer to HD series - Mortise Lock Mounting
section.

JP11HD



For Mortise with plate Specification
Refer to P200 series - Mortise Lock Mounting
section.

JP11P202

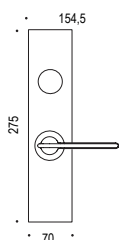


Suite Entry
Keyed Entry Tubular or Mortise

For Tubular Specification
Refer to P300 series - Tubular Suite
Entry Mounting section.

For Mortise Specification
Refer to P300 series - Mortise Suite
Entry Mounting section.

JP11P300



Optional plate:
JP11P302

