



Bold, PT11, Satin Chrome
Designed by Pio E Tito Toso Lab
Material: Brass.



PC
Polished Chrome

SC
Satin Chrome

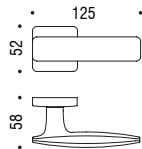
Tubular and European Mortise
Surface Mounted Applications

For Tubular Specification
Refer to R series - European Tubular Mounting section.

For European Mortise Specification
Refer to R series - European Mortise Mounting section - M300 Series.

For Magnetic European Mortise Specification
Refer to R series - Magnetic European Mortise Mounting section - M400 Series.

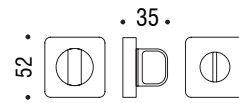
PT11R



PT13



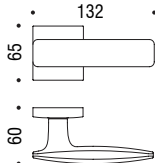
Privacy Kit Supplied:
PT19BZG



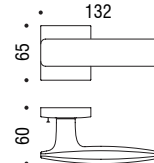
North American
2 1/8" Hole Prep Applications

For Tubular Specification
Refer to NA series - Tubular Mounting section.

PASSAGE
PT11NAPA



PRIVACY
PT11NAPR

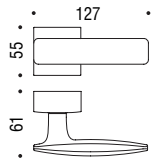


Heavy Duty
Tubular or Mortise thru-bolted applications.

For Tubular Specification
Refer to HD series - Tubular Mounting section.

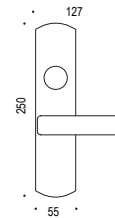
For Mortise Specification
Refer to HD series - Mortise Lock Mounting section.

PT11HD



For Mortise with plate Specification
Refer to P200 series - Mortise Lock Mounting section.

PT11P202

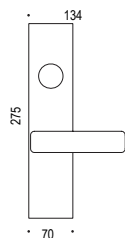


Suite Entry
Keyed Entry Tubular or Mortise

For Tubular Specification
Refer to P300 series - Tubular Suite Entry Mounting section.

For Mortise Specification
Refer to P300 series - Mortise Suite Entry Mounting section.

PT11P300



Optional plate:
PT11P302

