

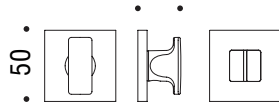
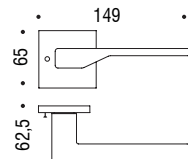
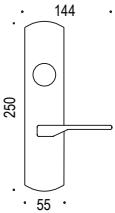


Dea, FF21, Satin Chrome
Designed by Pio E Tito Toso Lab
Material: Brass.



PC Polished Chrome

SC Satin Chrome

<p>Tubular and European Mortise Surface Mounted Applications</p> <p>For Tubular Specification Refer to R series - European Tubular Mounting section.</p> <p>For European Mortise Specification Refer to R series - European Mortise Mounting section - M300 Series.</p> <p>For Magnetic European Mortise Specification Refer to R series - Magnetic European Mortise Mounting section - M400 Series.</p>	<p>Privacy Kit Supplied: FF29BZG</p> 
<p>North American 2 1/8" Hole Prep Applications</p> <p>For Tubular Specification Refer to NA series - Tubular Mounting section.</p>	<p>PRIVACY FF21NAPR</p> 
<p>Heavy Duty Tubular or Mortise thru-bolted applications.</p> <p>For Tubular Specification Refer to HD series - Tubular Mounting section.</p> <p>For Mortise Specification Refer to HD series - Mortise Lock Mounting section.</p>	<p>For Mortise with plate Specification Refer to P200 series - Mortise Lock Mounting section.</p> <p>FF21P202</p> 
<p>Suite Entry Keyed Entry Tubular or Mortise</p> <p>For Tubular Specification Refer to P300 series - Tubular Suite Entry Mounting section.</p> <p>For Mortise Specification Refer to P300 series - Mortise Suite Entry Mounting section.</p>	<p>Optional plate: FF21P302</p> 