

Esprit, BT11, Polished Chrome
Designed by Birgit Lohmann
Material: Brass.



PC
Polished Chrome

SC
Satin Chrome

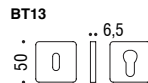
HPS SS
Zirconium Stainless steel HPS

Tubular and European Mortise
Surface Mounted Applications

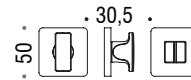
For Tubular Specification
Refer to R series - European Tubular
Mounting section.

For European Mortise Specification
Refer to R series - European Mortise
Mounting section - M300 Series.

For Magnetic European Mortise Specification
Refer to R series - Magnetic European
Mortise Mounting section - M400 Series.

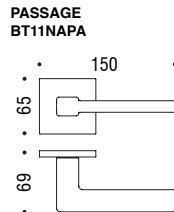


Privacy Kit Supplied:
BT19BZG

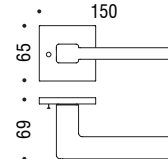


North American
2 1/8" Hole Prep Applications

For Tubular Specification
Refer to NA series - Tubular Mounting
section.



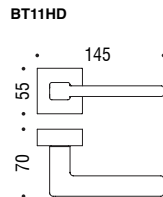
PRIVACY
BT11NAPR



Heavy Duty
Tubular or Mortise thru-bolted applications.

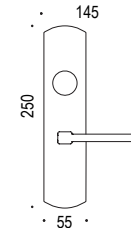
For Tubular Specification
Refer to HD series - Tubular Mounting
section.

For Mortise Specification
Refer to HD series - Mortise Lock Mounting
section.



For Mortise with plate Specification
Refer to P200 series - Mortise Lock Mounting
section.

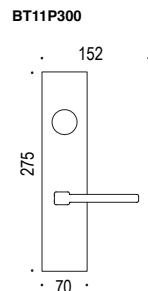
BT11P202



Suite Entry
Keyed Entry Tubular or Mortise

For Tubular Specification
Refer to P300 series - Tubular Suite
Entry Mounting section.

For Mortise Specification
Refer to P300 series - Mortise Suite
Entry Mounting section.



Optional plate:
BT11P302

