



Ida, ID31, Polished Brass  
Designed by Colombo Design  
Material: Brass.



**PC**  
Polished Chrome



**PB**  
Polished Brass



**BR**  
Bronze



**AB**  
Antique Brass



**ABZ**  
Antique Bronze

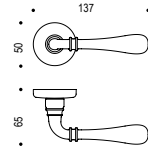
**Tubular and European Mortise**  
Surface Mounted Applications

For Tubular Specification  
Refer to R series - European Tubular  
Mounting section.

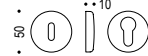
For European Mortise Specification  
Refer to R series - European Mortise  
Mounting section - M300 Series.

For Magnetic European Mortise Specification  
Refer to R series - Magnetic European  
Mortise Mounting section - M400 Series.

**ID31R**



**CD63**



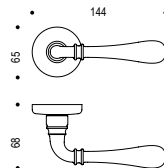
Privacy Kit Supplied:  
**CD69BZG**



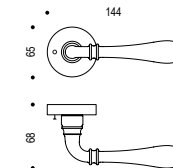
**North American**  
2 1/8" Hole Prep Applications

For Tubular Specification  
Refer to NA series - Tubular Mounting  
section.

**PASSAGE**  
**ID31NAPA**



**PRIVACY**  
**ID31NAPR**

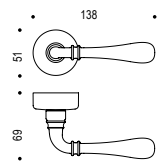


**Heavy Duty**  
Tubular or Mortise thru-bolted applications.

For Tubular Specification  
Refer to HD series - Tubular Mounting  
section.

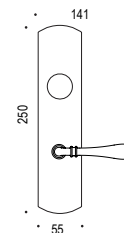
For Mortise Specification  
Refer to HD series - Mortise Lock Mounting  
section.

**ID31HD**



For Mortise with plate Specification  
Refer to P200 series - Mortise Lock Mounting  
section.

**ID31P202**

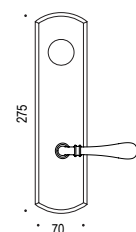


**Suite Entry**  
Keyed Entry Tubular or Mortise

For Tubular Specification  
Refer to P300 series - Tubular Suite  
Entry Mounting section.

For Mortise Specification  
Refer to P300 series - Mortise Suite  
Entry Mounting section.

**ID31P302**



Optional plate:  
**ID31P300**

