

altra cosa non è
sensazioni umane, traggono
dinanzi ai miei quadri crollino e si
in grado di dare espressione alle fondamenta
che dinanzi ai miei dipinti piange voi, come
compio quando li dipingo. E quando vi sfugge
del loro rapporti cromatici, allora vi monod
Per paura di essere catalogato in modo
rifiutava di aggiungere che lo interesse
che il colore fosse per lui un mezzo
c'è più una linea», disse a Elaine De
potrebbe ancora dipingere?». E in un'altra
soprattutto un mezzo». I mezzi di rappre
Per lui, le estensioni cromatiche, quindi
che si trasmetteva all'osservatore. A par
Rothko fu sempre più portato a utiliz
impiegava meno toni rossi, gialli e
come marrone, grigio, blu scuro e n
nella Sidney Janis Gallery (ottobre 1958
accessibili, più scuri e misteriosi.



Lund, SE11, Matte Graphite
Designed by Claesson Koivisto Rune
Material: Brass.



PC
Polished Chrome

SC
Satin Chrome

GR
Graphite

MG
Matte Graphite

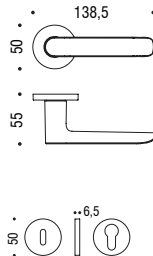
Tubular and European Mortise
Surface Mounted Applications

For Tubular Specification
Refer to R series - European Tubular Mounting section.

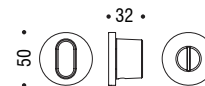
For European Mortise Specification
Refer to R series - European Mortise Mounting section - M300 Series.

For Magnetic European Mortise Specification
Refer to R series - Magnetic European Mortise Mounting section - M400 Series.

SE11R



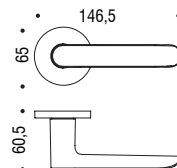
Privacy Kit Supplied:
SE19BZG



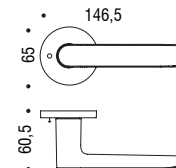
North American
2 1/8" Hole Prep Applications

For Tubular Specification
Refer to NA series - Tubular Mounting section.

PASSAGE
SE11NAPA



PRIVACY
SE11NAPR

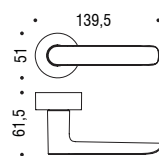


Heavy Duty
Tubular or Mortise thru-bolted applications.

For Tubular Specification
Refer to HD series - Tubular Mounting section.

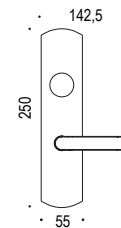
For Mortise Specification
Refer to HD series - Mortise Lock Mounting section.

SE11HD



For Mortise with plate Specification
Refer to P200 series - Mortise Lock Mounting section.

SE11P202

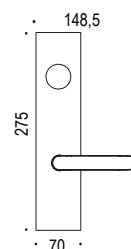


Suite Entry
Keyed Entry Tubular or Mortise

For Tubular Specification
Refer to P300 series - Tubular Suite Entry Mounting section.

For Mortise Specification
Refer to P300 series - Mortise Suite Entry Mounting section.

SE11P300



Optional plate:
SE11P302

