



Meta, KG 11, Polished Chrome  
Designed by Konstantin Grcic  
Material: Brass.



**PC**  
Polished Chrome

**SC**  
Satin Chrome

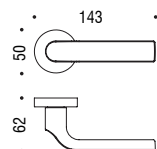
**Tubular and European Mortise**  
Surface Mounted Applications

For Tubular Specification  
Refer to R series - European Tubular  
Mounting section.

For European Mortise Specification  
Refer to R series - European Mortise  
Mounting section - M300 Series.

For Magnetic European Mortise Specification  
Refer to R series - Magnetic European  
Mortise Mounting section - M400 Series.

**KG11R**



**CD43**



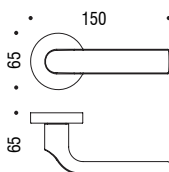
Privacy Kit Supplied:  
**CD49BZG**



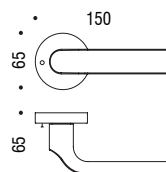
**North American**  
2 1/8" Hole Prep Applications

For Tubular Specification  
Refer to NA series - Tubular Mounting  
section.

**PASSAGE**  
**KG11NAPA**



**PRIVACY**  
**KG11NAPR**

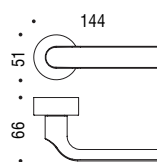


**Heavy Duty**  
Tubular or Mortise thru-bolting applications.

For Tubular Specification  
Refer to HD series - Tubular Mounting  
section.

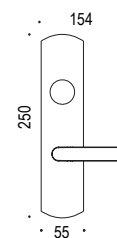
For Mortise Specification  
Refer to HD series - Mortise Lock Mounting  
section.

**KG11HD**



For Mortise with plate Specification  
Refer to P200 series - Mortise Lock Mounting  
section.

**KG11P202**

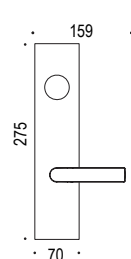


**Suite Entry**  
Keyed Entry Tubular or Mortise

For Tubular Specification  
Refer to P300 series - Tubular Suite  
Entry Mounting section.

For Mortise Specification  
Refer to P300 series - Mortise Suite  
Entry Mounting section.

**KG11P300**



Optional plate:  
**KG11P302**

