



Robot, CD75, Bronze
Designed by Colombo Design
Material: Brass.

Robot.

Made In Italy



PC
Polished Chrome



SC
Satin Chrome



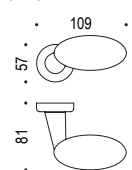


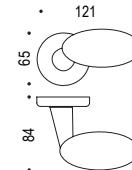
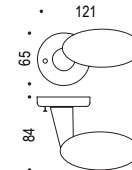
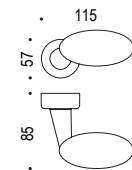
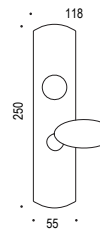
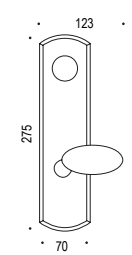
HPS G
Zirconium Gold HPS



SG
Satin Gold



BR
Bronze

<p>Tubular and European Mortise Surface Mounted Applications</p> <p>For Tubular Specification Refer to R series - European Tubular Mounting section.</p> <p>For European Mortise Specification Refer to R series - European Mortise Mounting section - M300 Series.</p> <p>For Magnetic European Mortise Specification Refer to R series - Magnetic European Mortise Mounting section - M400 Series.</p>	<p>CD75R</p>  <p>CD63</p> 	<p>Privacy Kit Supplied: CD69BZG</p> 
<p>North American 2 1/8" Hole Prep Applications</p> <p>For Tubular Specification Refer to NA series - Tubular Mounting section.</p>	<p>PASSAGE CD75NAPA</p> 	<p>PRIVACY CD75NAPR</p> 
<p>Heavy Duty Tubular or Mortise thru-bolted applications.</p> <p>For Tubular Specification Refer to HD series - Tubular Mounting section.</p> <p>For Mortise Specification Refer to HD series - Mortise Lock Mounting section.</p>	<p>CD75HD</p> 	<p>For Mortise with plate Specification Refer to P200 series - Mortise Lock Mounting section.</p> <p>CD75P202</p> 
<p>Suite Entry Keyed Entry Tubular or Mortise</p> <p>For Tubular Specification Refer to P300 series - Tubular Suite Entry Mounting section.</p> <p>For Mortise Specification Refer to P300 series - Mortise Suite Entry Mounting section.</p>	<p>CD75P302</p> 	<p>Optional plate: CD75P300</p> 