



Tacta, CB11, Satin Nickel / Makassar Ebony
Designed by Carlo Bartoli
Material: Brass and genuine wood.



SN / PW
Satin Nickel
/ Pear Wood



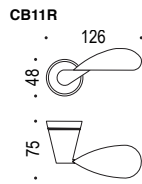
SN / ME
Satin Nickel
/ Makassar Ebony

Tubular and European Mortise
Surface Mounted Applications

For Tubular Specification
Refer to R series - European Tubular
Mounting section.

For European Mortise Specification
Refer to R series - European Mortise
Mounting section - M300 Series.

For Magnetic European Mortise Specification
Refer to R series - Magnetic European
Mortise Mounting section - M400 Series.

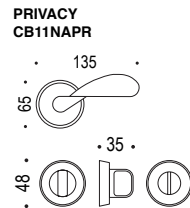
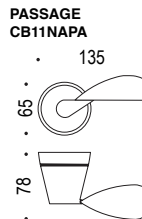


Privacy Kit Supplied:
CD39BZG



North American
2 1/8" Hole Prep Applications

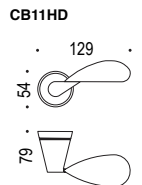
For Tubular Specification
Refer to NA series - Tubular Mounting
section.



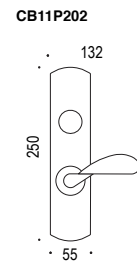
Heavy Duty
Tubular or Mortise thru-bolted applications.

For Tubular Specification
Refer to HD series - Tubular Mounting
section.

For Mortise Specification
Refer to HD series - Mortise Lock Mounting
section.



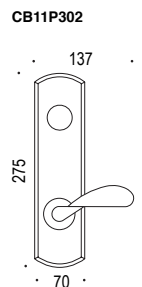
For Mortise with plate Specification
Refer to P200 series - Mortise Lock Mounting
section.



Suite Entry
Keyed Entry Tubular or Mortise

For Tubular Specification
Refer to P300 series - Tubular Suite
Entry Mounting section.

For Mortise Specification
Refer to P300 series - Mortise Suite
Entry Mounting section.



Optional plate:
CB11P300

