



Tailla, LC51, Polished Chrome / Satin Chrome  
Designed by Luca Colombo  
Material: Cromall.



**PC / SC**  
Polished Chrome  
/ Satin Chrome

**PB / SG**  
Polished Brass  
/ Satin Gold

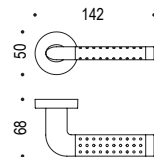
**Tubular and European Mortise**  
Surface Mounted Applications

For Tubular Specification  
Refer to R series - European Tubular  
Mounting section.

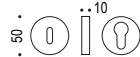
For European Mortise Specification  
Refer to R series - European Mortise  
Mounting section - M300 Series.

For Magnetic European Mortise Specification  
Refer to R series - Magnetic European  
Mortise Mounting section - M400 Series.

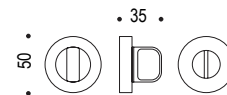
**LC51R**



**CD43**



Privacy Kit Supplied:  
**CD49BZG**

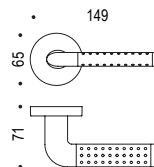


**North American**

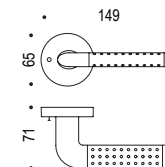
2 1/8" Hole Prep Applications

For Tubular Specification  
Refer to NA series - Tubular Mounting  
section.

**PASSAGE**  
**LC51NAPA**



**PRIVACY**  
**LC51NAPR**



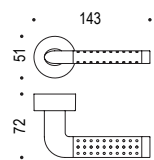
**Heavy Duty**

Tubular or Mortise thru-bolted applications.

For Tubular Specification  
Refer to HD series - Tubular Mounting  
section.

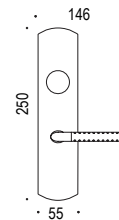
For Mortise Specification  
Refer to HD series - Mortise Lock Mounting  
section.

**LC51HD**



For Mortise with plate Specification  
Refer to P200 series - Mortise Lock Mounting  
section.

**LC51P202**



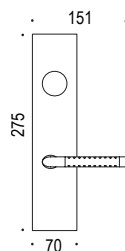
**Suite Entry**

Keyed Entry Tubular or Mortise

For Tubular Specification  
Refer to P300 series - Tubular Suite  
Entry Mounting section.

For Mortise Specification  
Refer to P300 series - Mortise Suite  
Entry Mounting section.

**LC51P300**



Optional plate:  
**LC51P302**

