



Talita, LC21, Polished Chrome / Satin Chrome  
Designed by Luca Colombo  
Material: Cromall.



**PC / SC**  
Polished Chrome  
/ Satin Chrome



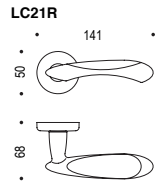
**PB / SG**  
Polished Brass  
/ Satin Gold

**Tubular and European Mortise**  
Surface Mounted Applications

For Tubular Specification  
Refer to R series - European Tubular  
Mounting section.

For European Mortise Specification  
Refer to R series - European Mortise  
Mounting section - M300 Series.

For Magnetic European Mortise Specification  
Refer to R series - Magnetic European  
Mortise Mounting section - M400 Series.

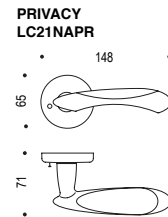
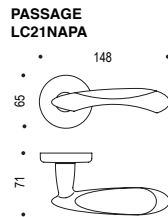


Privacy Kit Supplied:  
**CD69BZG**



**North American**  
2 1/8" Hole Prep Applications

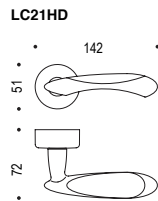
For Tubular Specification  
Refer to NA series - Tubular Mounting  
section.



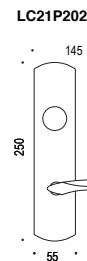
**Heavy Duty**  
Tubular or Mortise thru-bolted applications.

For Tubular Specification  
Refer to HD series - Tubular Mounting  
section.

For Mortise Specification  
Refer to HD series - Mortise Lock Mounting  
section.



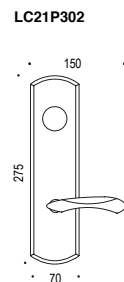
For Mortise with plate Specification  
Refer to P200 series - Mortise Lock Mounting  
section.



**Suite Entry**  
Keyed Entry Tubular or Mortise

For Tubular Specification  
Refer to P300 series - Tubular Suite  
Entry Mounting section.

For Mortise Specification  
Refer to P300 series - Mortise Suite  
Entry Mounting section.



Optional plate:  
**LC21P300**

